

Monthly Income:	Monthly Expenses:	Monthly Cash Flow:	Pro Forma Cap Rate:
\$1,300.00	\$870.34	\$429.66	6.42%
NOI	Total Cash Needed	Cash on Cash ROI	Purchase Cap Rate
\$8,993.00	\$39,500.00	13.05%	10.58%

Property Information

MLS Number: 10263491

Purchase Price:	\$85,000.00
Purchase Closing Costs:	\$2,500.00
Estimated Repair Costs:	\$20,000.00
Total Cost of Project:	\$107,500.00
After Repair Value	\$140,000.00


Property Description

ATTENTION INVESTORS! HURRY TO SEE THIS STEAL OF A DEAL IN SOUGHT AFTER HILTON VILLAGE! DUPLEX IN NEED OF REHAB STILL HAS ORIGINAL CHARM. PLASTER WALLS AND ORIGINAL WOOD FLOORS ARE JUST WAITING FOR YOU TO BRING BACK TO THEIR GLORY.LIVE ON ONE SIDE AND RENT THE OTHER OR RENOVATE BOTH AND HAVE A GREAT INCOME PROPERTY. CALL TODAY TO SEE!

Down Payment:	\$17,000.00
Loan Amount:	\$68,000.00
Loan Points:	\$0.00
Loan Fees:	
Amortized Over:	30 years
Loan Interest Rate:	3.875%
Monthly P&I:	\$319.76

Income

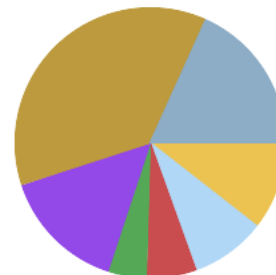
■ Rent ■ Other



Rent	\$1,300.00	Other	\$0.00
Total	\$1,300.00		

Expenses

■ Vacancy ■ Repairs ■ CapEx ■ Insurance ■ Management
■ P&I ■ Property Taxes



Vacancy	\$91.00 (7%)	Repairs	\$78.00 (6%)
CapEx	\$52.00 (4%)	Insurance	\$40.00 (3%)
Management	\$130.00 (10%)	P&I	\$319.76 (25%)
Property Taxes	\$159.58 (12%)		
Total	\$870.34 (67%)		

Calculations based on a 31-day month. The calculators found on BiggerPockets are designed to be used for informational and educational purposes only, and when used alone, do not constitute investment advice. BiggerPockets recommends that you seek the advice of a real estate professional before making any type of investment. The results presented may not reflect the actual return of your own investments. BiggerPockets is not responsible for the consequences of any decisions or actions taken in reliance upon or as a result of the information provided by these tools. Furthermore, BiggerPockets is not responsible for any human or mechanical errors or omissions.

Financial Projections

Total Initial Equity:	\$72,000.00
Gross Rent Multiplier:	5.45
Income-Expense Ratio (2% Rule):	1.21%
ARV based on Cap Rate:	-

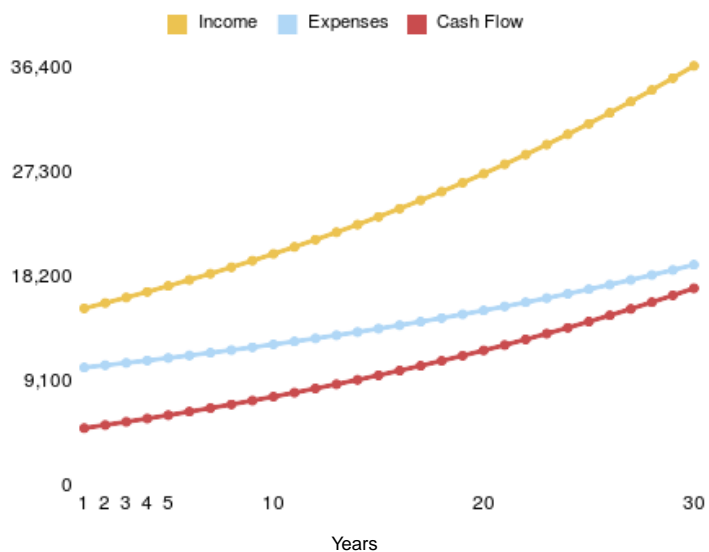
50% Rule Cash Flow Estimates

Total Monthly Income:	\$1,300.00
x50% for Expenses:	\$650.00
Monthly Payment/Interest Payment:	\$319.76
Total Monthly Cashflow using 50% Rule:	\$330.24

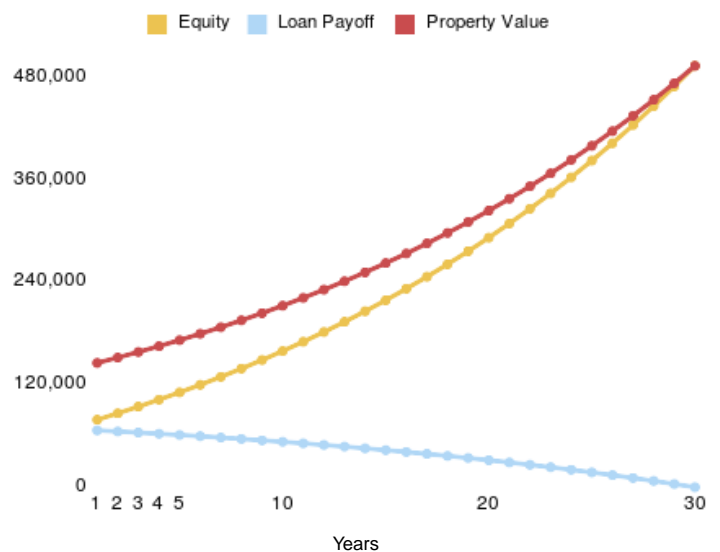
Analysis Over Time

Annual Growth Assumptions	3%		3%		4.3%		
	Expenses		Income		Property Value		
	Year 1	Year 2	Year 5	Year 10	Year 15	Year 20	Year 30
Total Annual Income	\$15,600	\$16,068	\$17,558	\$20,354	\$23,596	\$27,355	\$36,762
Total Annual Expenses	\$10,444	\$10,642	\$11,273	\$12,458	\$13,831	\$15,423	\$19,407
Total Annual Cashflow	\$5,156	\$5,426	\$6,285	\$7,897	\$9,766	\$11,932	\$17,355
Cash on Cash ROI	13.05%	13.74%	15.91%	19.99%	24.72%	30.21%	43.94%
Property Value	\$146,020	\$152,299	\$172,802	\$213,290	\$263,265	\$324,948	\$495,059
Equity	\$79,244	\$86,795	\$111,423	\$159,945	\$219,667	\$293,179	\$495,059
Loan Balance	\$66,776	\$65,504	\$61,379	\$53,346	\$43,597	\$31,769	\$0
Total Profit if Sold	\$36,138	\$48,738	\$90,114	\$172,371	\$274,074	\$399,085	\$738,587
Annualized Total Return	91%	49%	27%	18%	15%	13%	10%

Income, Expenses and Cash Flow (in \$)



Loan Balance, Value and Equity (in \$)



Calculations based on a 31-day month. The calculators found on BiggerPockets are designed to be used for informational and educational purposes only, and when used alone, do not constitute investment advice. BiggerPockets recommends that you seek the advice of a real estate professional before making any type of investment. The results presented may not reflect the actual return of your own investments. BiggerPockets is not responsible for the consequences of any decisions or actions taken in reliance upon or as a result of the information provided by these tools. Furthermore, BiggerPockets is not responsible for any human or mechanical errors or omissions.

Calculations based on a 31-day month. The calculators found on BiggerPockets are designed to be used for informational and educational purposes only, and when used alone, do not constitute investment advice. BiggerPockets recommends that you seek the advice of a real estate professional before making any type of investment. The results presented may not reflect the actual return of your own investments. BiggerPockets is not responsible for the consequences of any decisions or actions taken in reliance upon or as a result of the information provided by these tools. Furthermore, BiggerPockets is not responsible for any human or mechanical errors or omissions.