

<b>Monthly Income:</b>	<b>Monthly Expenses:</b>	<b>Monthly Cash Flow:</b>	<b>Pro Forma Cap Rate:</b>
\$750.00	\$338.83	\$411.17	9.40%
<b>NOI</b>	<b>Total Cash Needed</b>	<b>Cash on Cash ROI</b>	<b>Purchase Cap Rate</b>
\$4,934.00	\$63,500.00	7.77%	9.40%

**Property Information**

Purchase Price:	\$52,500.00
Purchase Closing Costs:	\$1,000.00
Estimated Repair Costs:	\$10,000.00
<b>Total Cost of Project:</b>	<b>\$63,500.00</b>
After Repair Value	\$52,500.00

**Property Description**


Adorable ranch style home ready for a new family. Clean and ready to go. Enormous living room with decorative fireplace. Eat-in kitchen with appliances included. Spacious master bedroom with dressing area. Completely repainted interior with modern colors. Floored attic storage. . Replacement windows. Full basement. Attached garage. See this one bef



Down Payment:	\$52,500.00
Loan Amount:	\$0.00
Loan Points:	\$0.00
Loan Fees:	
Amortized Over:	0 years
Loan Interest Rate:	0.000%
<b>Monthly P&amp;I:</b>	<b>\$0.00</b>

**Income**

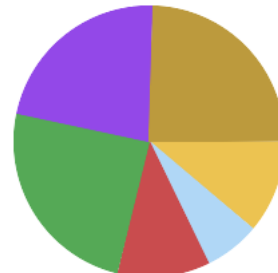
■ Rent ■ Other



Rent	\$750.00	Other	\$0.00
<b>Total</b>	<b>\$750.00</b>		

**Expenses**

■ Vacancy ■ Repairs ■ CapEx ■ Insurance ■ Management ■ Property Taxes



Vacancy	\$37.50 (5%)	Repairs	\$22.50 (3%)
CapEx	\$37.50 (5%)	Insurance	\$83.00 (11%)
Management	\$75.00 (10%)	Property Taxes	\$83.33 (11%)
<b>Total</b>	<b>\$338.83 (45%)</b>		

Calculations based on a 31-day month. The calculators found on BiggerPockets are designed to be used for informational and educational purposes only, and when used alone, do not constitute investment advice. BiggerPockets recommends that you seek the advice of a real estate professional before making any type of investment. The results presented may not reflect the actual return of your own investments. BiggerPockets is not responsible for the consequences of any decisions or actions taken in reliance upon or as a result of the information provided by these tools. Furthermore, BiggerPockets is not responsible for any human or mechanical errors or omissions.

## Financial Projections

Total Initial Equity:	\$52,500.00
Gross Rent Multiplier:	5.83
Income-Expense Ratio (2% Rule):	1.18%
ARV based on Cap Rate:	-

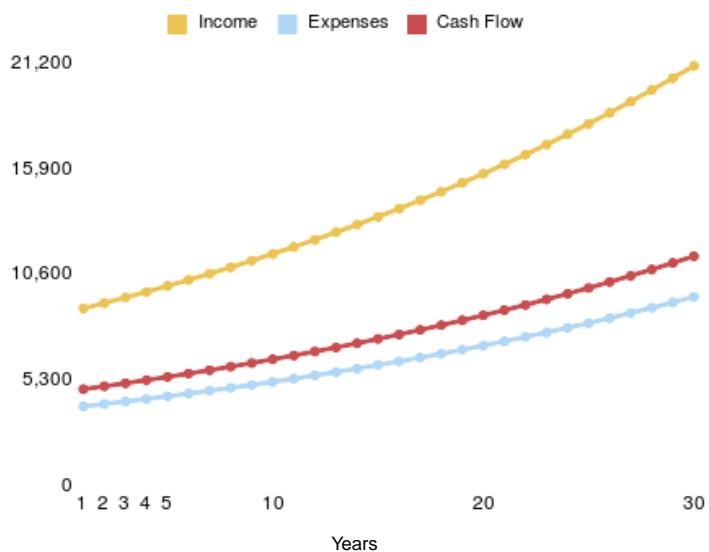
## 50% Rule Cash Flow Estimates

Total Monthly Income:	\$750.00
x50% for Expenses:	\$375.00
Monthly Payment/Interest Payment:	\$0.00
<b>Total Monthly Cashflow using 50% Rule:</b>	<b>\$375.00</b>

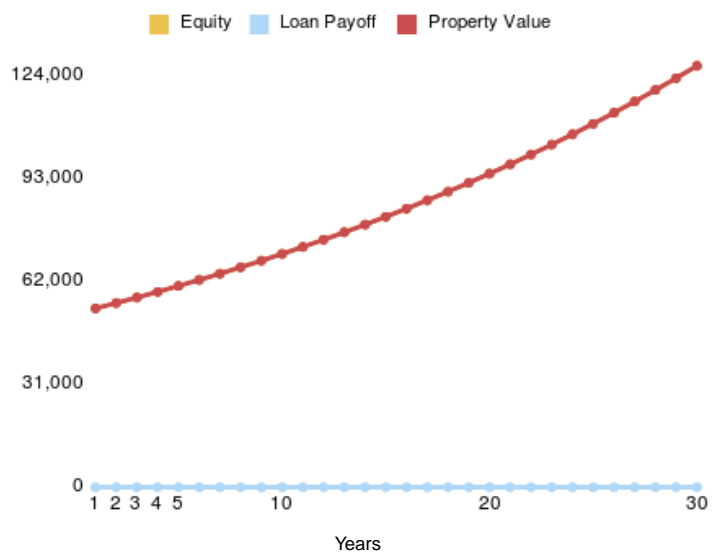
## Analysis Over Time

Annual Growth Assumptions	3%		3%		3%		
	Expenses	Income	Income	Property Value	Property Value	Property Value	
	Year 1	Year 2	Year 5	Year 10	Year 15	Year 20	Year 30
Total Annual Income	\$9,000	\$9,270	\$10,130	\$11,743	\$13,613	\$15,782	\$21,209
Total Annual Expenses	\$4,066	\$4,188	\$4,576	\$5,305	\$6,150	\$7,130	\$9,582
Total Annual Cashflow	\$4,934	\$5,082	\$5,553	\$6,438	\$7,463	\$8,652	\$11,627
Cash on Cash ROI	7.77%	8.00%	8.75%	10.14%	11.75%	13.62%	18.31%
Property Value	\$54,075	\$55,697	\$60,862	\$70,556	\$81,793	\$94,821	\$127,431
Equity	\$54,075	\$55,697	\$60,862	\$70,556	\$81,793	\$94,821	\$127,431
Loan Balance	\$0	\$0	\$0	\$0	\$0	\$0	\$0
Total Profit if Sold	-\$7,735	-\$1,129	\$19,905	\$59,385	\$105,153	\$158,210	\$291,023
Annualized Total Return	-12%	-1%	6%	7%	7%	6%	6%

### Income, Expenses and Cash Flow (in \$)



### Loan Balance, Value and Equity (in \$)



Calculations based on a 31-day month. The calculators found on BiggerPockets are designed to be used for informational and educational purposes only, and when used alone, do not constitute investment advice. BiggerPockets recommends that you seek the advice of a real estate professional before making any type of investment. The results presented may not reflect the actual return of your own investments. BiggerPockets is not responsible for the consequences of any decisions or actions taken in reliance upon or as a result of the information provided by these tools. Furthermore, BiggerPockets is not responsible for any human or mechanical errors or omissions.

**House Size (sq. ft)**

1240

**Property Type**

Single Family

---

Calculations based on a 31-day month. The calculators found on BiggerPockets are designed to be used for informational and educational purposes only, and when used alone, do not constitute investment advice. BiggerPockets recommends that you seek the advice of a real estate professional before making any type of investment. The results presented may not reflect the actual return of your own investments. BiggerPockets is not responsible for the consequences of any decisions or actions taken in reliance upon or as a result of the information provided by these tools. Furthermore, BiggerPockets is not responsible for any human or mechanical errors or omissions.